

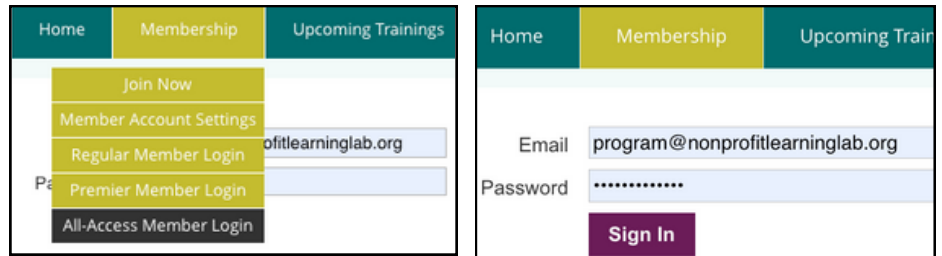
How to Register for Nonprofit Learning Lab Trainings

We offer two types of live virtual trainings: 1-hour and series.

All-Access members register for free for all trainings in the All-Access portal.

Step 1

Log into your portal.



The screenshot shows the portal's navigation menu with 'Home', 'Membership', and 'Upcoming Trainings'. The 'Membership' dropdown menu is open, showing options: 'Join Now', 'Member Account Settings', 'Regular Member Login', 'Premier Member Login', and 'All-Access Member Login'. Below the menu is a login form with fields for 'Email' (containing 'program@nonprofitlearninglab.org') and 'Password' (masked with dots), and a 'Sign In' button.

Step 2

Select "Register".

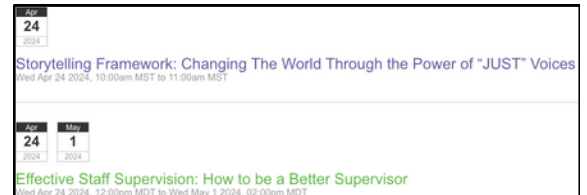


The screenshot shows a light blue box with the text 'REGISTER FOR TRAININGS' in large teal letters. Below it, in smaller teal text, is 'Register here for all live virtual trainings.' At the bottom center is a purple rounded rectangular button with the word 'REGISTER' in white capital letters.

Step 3

Select a training.

Purple = 1-hour | Green = series | Blue = free webinar



The screenshot shows a calendar view for April 2024. Two training cards are visible: one for 'Storytelling Framework: Changing The World Through the Power of "JUST" Voices' (purple background) and one for 'Effective Staff Supervision: How to be a Better Supervisor' (green background).

Step 4


Follow the prompts to register.



The screenshot shows a white rectangular box with a purple rounded rectangular button in the center containing the word 'Register' in white capital letters.

Step 5

For series trainings, confirm attendance for all sessions.



The screenshot shows a form with two questions, each with a dropdown menu set to 'Yes': 'Will you attend session 1 on August 15, 2023?' and 'Will you attend session 2 on August 22, 2023?'.

You will receive a confirmation email after submission.