

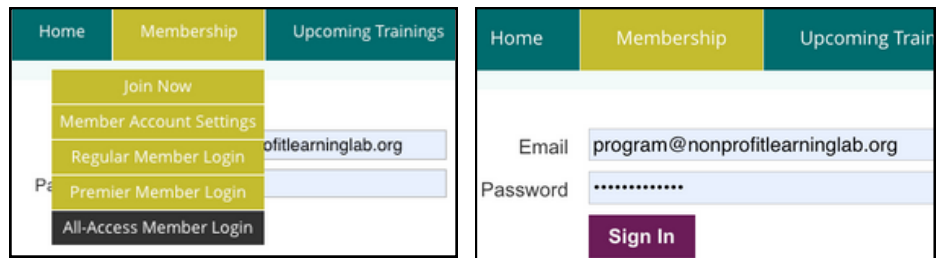
How to Register for Nonprofit Learning Lab Trainings

We offer two types of live virtual trainings: 1-hour and series.

All-Access members register for free for all trainings in the All-Access portal.

Step 1

Log into your portal.



The screenshot shows the portal's navigation menu with 'Home', 'Membership', and 'Upcoming Trainings'. The 'Membership' dropdown menu is open, showing options: 'Join Now', 'Member Account Settings', 'Regular Member Login', 'Premier Member Login', and 'All-Access Member Login'. Below the menu is a login form with fields for 'Email' (containing 'program@nonprofitlearninglab.org') and 'Password' (masked with dots), and a 'Sign In' button.

Step 2

Select "Register".

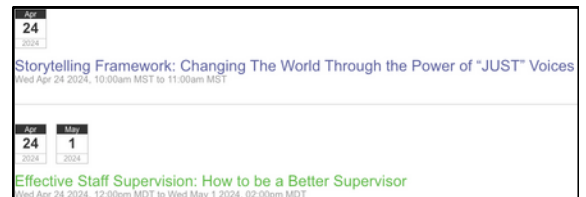


The screenshot shows a teal header with the text 'REGISTER FOR TRAININGS'. Below it is a teal sub-header: 'Register here for all live virtual 1 hour trainings.' At the bottom is a purple rounded rectangular button with the text 'REGISTER' in white.

Step 3

Select a training.

Purple = 1-hour | Green = series | Blue = free webinar



The screenshot shows a calendar view for April 2024. Two training cards are visible: 'Storytelling Framework: Changing The World Through the Power of "JUST" Voices' (purple header) and 'Effective Staff Supervision: How to be a Better Supervisor' (green header).

Step 4

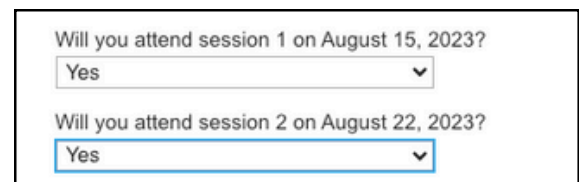
Follow the prompts to register.



The screenshot shows a white rectangular button with a purple border and the text 'Register' in purple.

Step 5

For series trainings, confirm attendance for all sessions.



The screenshot shows a form with two questions: 'Will you attend session 1 on August 15, 2023?' and 'Will you attend session 2 on August 22, 2023?'. Each question has a dropdown menu with 'Yes' selected.

You will receive a confirmation email after submission.